

# How to navigate on the platform

## 1 Sign up! (Access link sent via email)

Go through setup:

1. Confirm timezone (event time GMT+3, EST)
2. Create virtual name badge
3. Set notification preferences -> allow



## 2

### Create badge

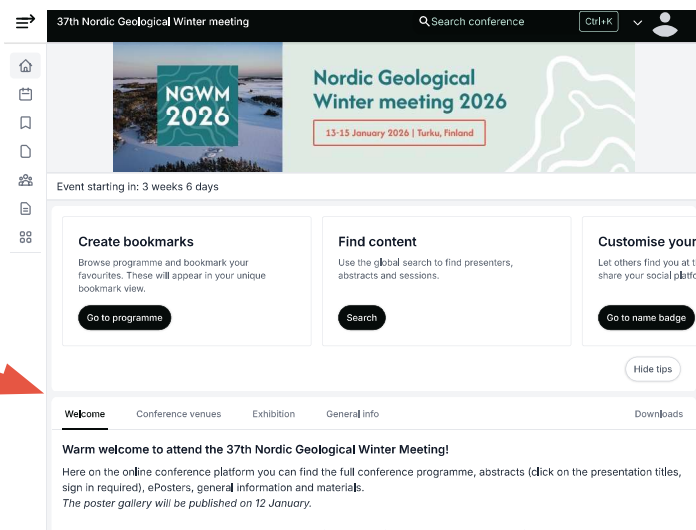
- Add photo
- indicate your interests
- allow chat
- add social networks you wish to include in your badge.



## 3

### Homepage

Find general info, info for presenters and session chairs, venue maps etc.  
On the downloads, you can find maps and tips.

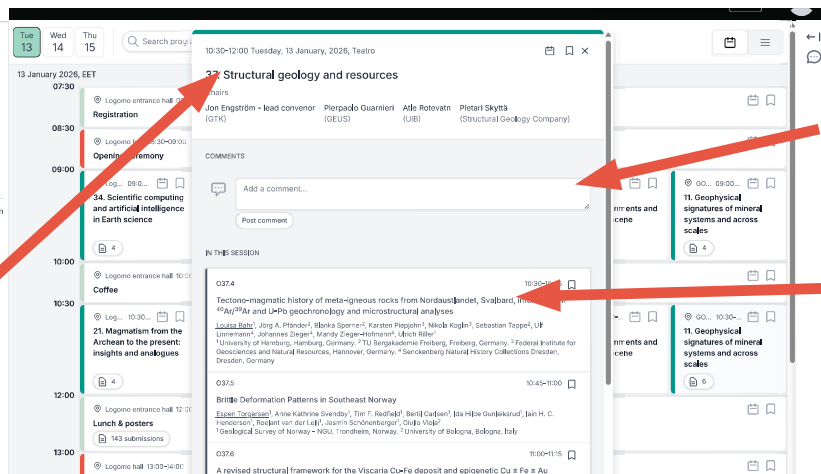


## 4 Programme, abstracts & chat

Return to programme view

Search presenters & authors

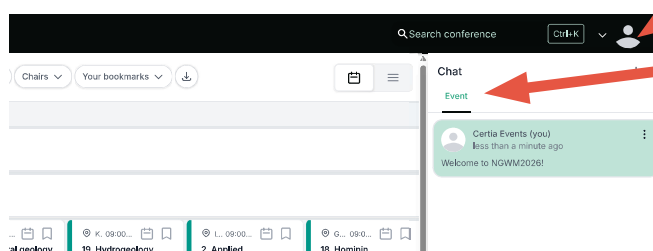
Click open any session to find out more.



You can leave comments on a session. You can also leave comments on an individual paper.

Click on the submission title to open the abstract.

### Chat



### Your profile

Event chat is seen by all attendees.

In direct chat you can reach out to individual attendees. Or create a group and chat with the group members!

Questions: [events@certia.fi](mailto:events@certia.fi)